

2008 SEA-DOO
4-TEC SERIES

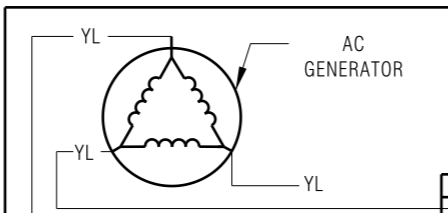


FOR GTX-RXT-RXP ONLY

ENGINE GROUND

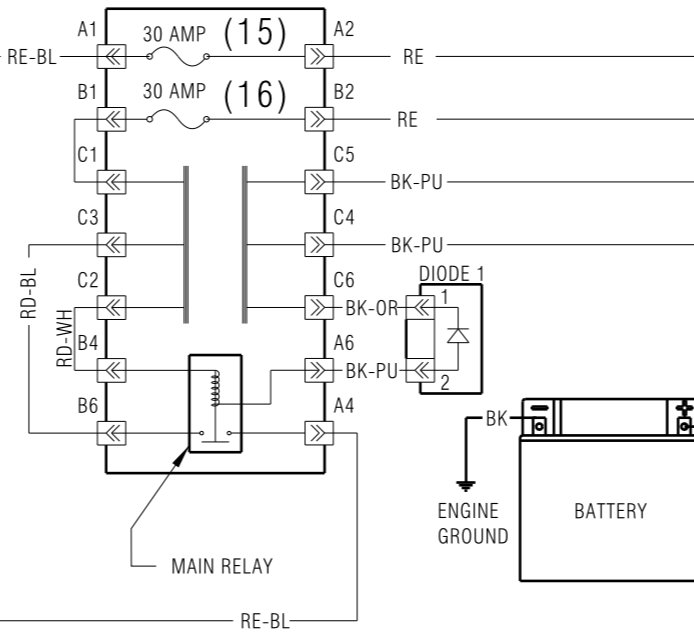
FUSE BOX 1

VOLTAGE REGULATOR / RECTIFIER



ENGINE GROUND

FUSE BOX 2



BATTERY

STARTER MOTOR

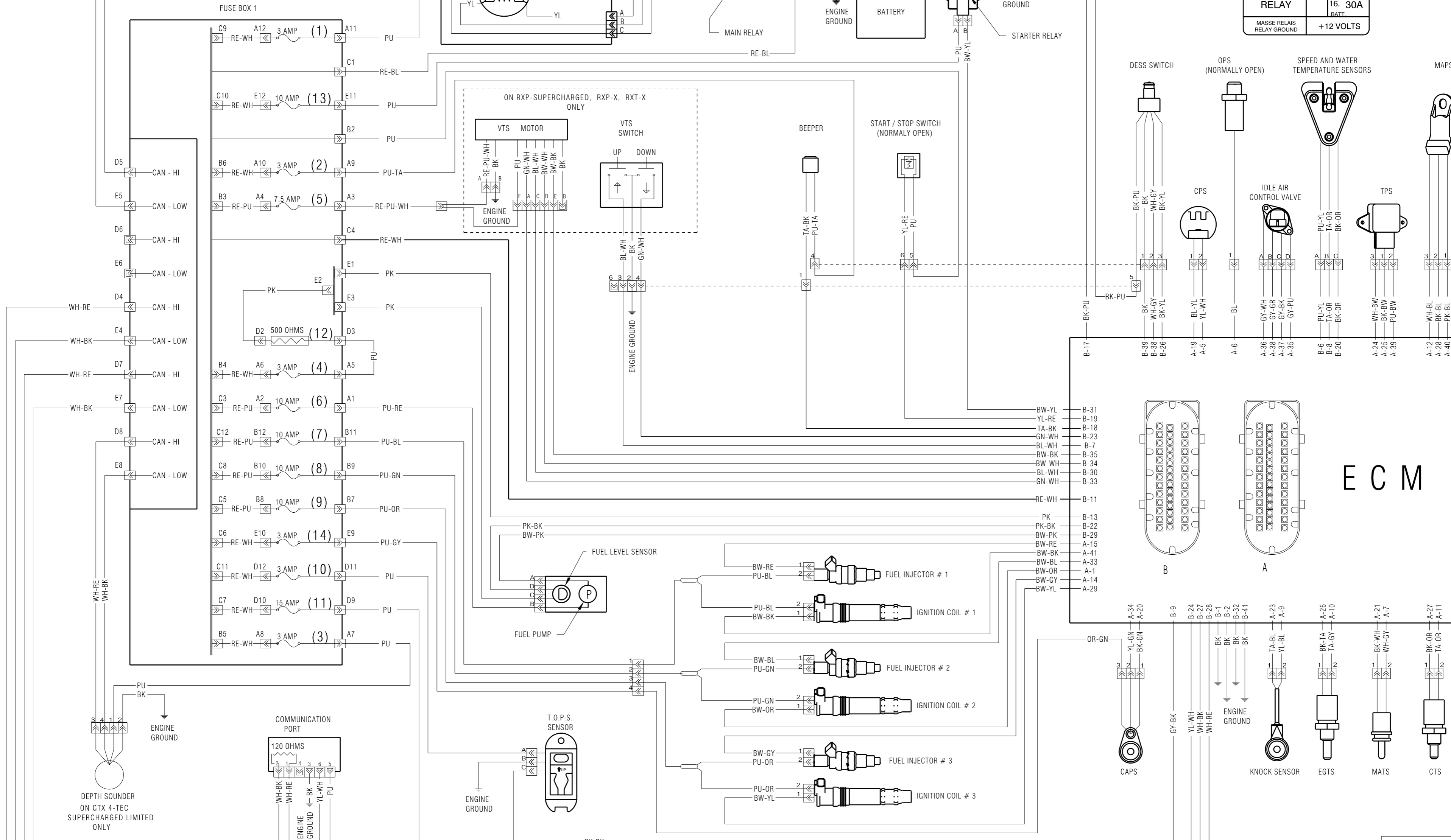
STARTER RELAY

FUSE BOX 1

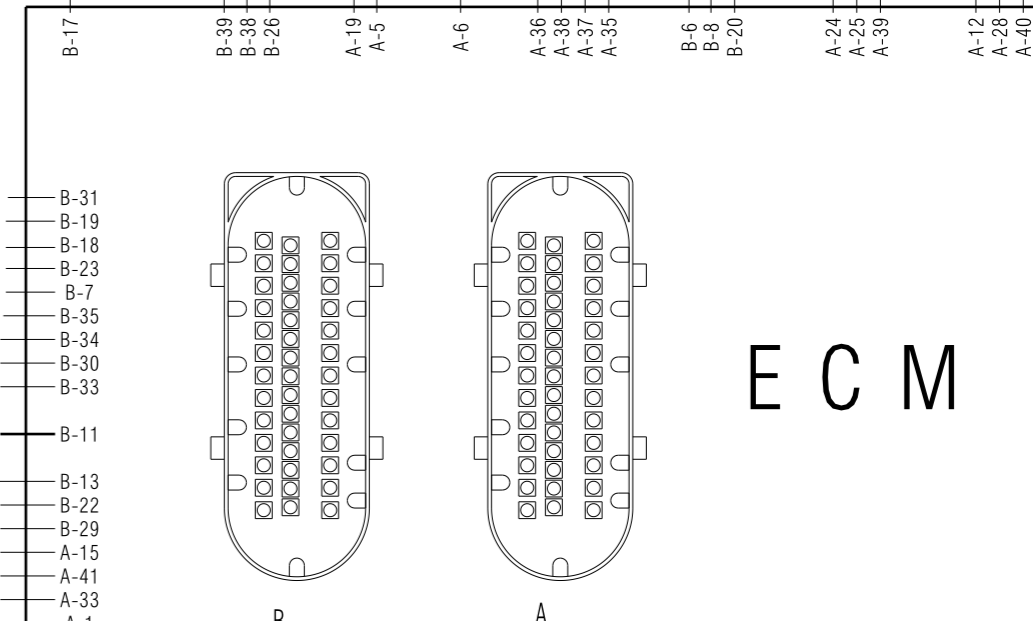
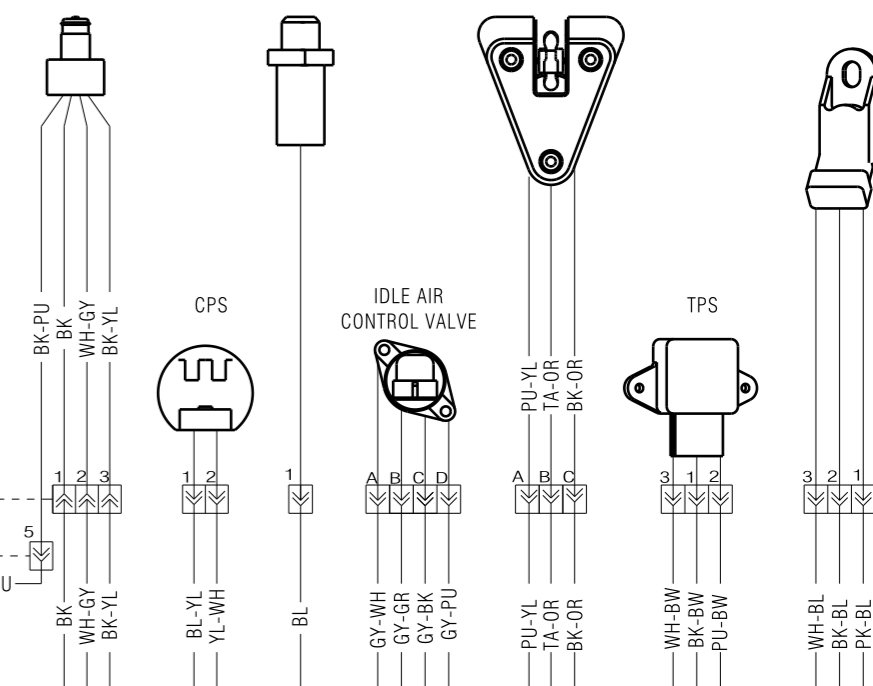
1. 3A GAUGE CADRAN	2. 3A BEEPER AVERTISSEUR	3. 3A DEPTH SOUNDER ECHOSONDEUR	4. 3A FUEL LEVEL NIVEAU ESSENCE	5. 7.5A VTS	6. 10A FUEL PUMP POMPE ESSENCE
7. 10A CYL.1	8. 10A CYL.2	9. 10A CYL.3	+12 VOLTS		
+12 VOLTS					
10. 3A TOPS	11. 15A DIAG. TOOL OUTIL DIAG.	COMMUNICATION (CAN HI)		12. 500Ω FUEL LEVEL NIVEAU ESSENCE	
13. 10A STARTER RELAY RELAIS DEM.	14. 3A C.A.P.S. C.P.A.C.	COMMUNICATION (CAN LOW)		FUEL LEVEL NIVEAU ESSENCE	

FUSE BOX 2

RELAY	15. 30A CHARGE
RELAY	16. 30A BATT.
+12 VOLTS	

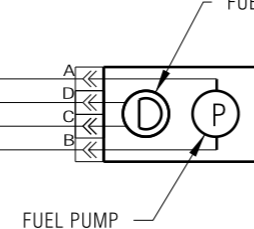


DESS SWITCH OPS (NORMALLY OPEN) SPEED AND WATER TEMPERATURE SENSORS MAPS

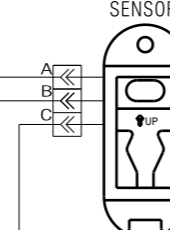


ECM

FUEL LEVEL SENSOR




T.O.P.S. SENSOR



FUEL INJECTOR # 1



IGNITION COIL # 1



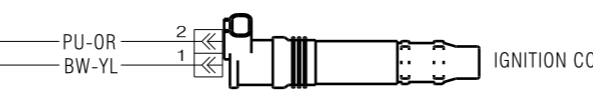
FUEL INJECTOR # 2




IGNITION COIL # 2



FUEL INJECTOR # 3



IGNITION COIL # 3



COLOR CODE

- WH = WHITE BK = BLACK
- RE = RED YL = YELLOW
- PU = PURPLE TA = TAN
- GN = GREEN BW = BROWN
- GY = GREY BL = BLUE
- PK = PINK OR = ORANGE