




WARRANTY
CAMPAIGN

ROADSTER
WARRANTY
Bulletin



CAUTION: All involved customers must be notified, all involved units must be corrected as per instructions herein.

Campaign no.: 2012-0002

March 19, 2012

Subject: **Spyder™ RT – RH Lateral Support Replacement**

No. **2012-2**

YEAR	MODEL	MODEL NUMBER	SERIAL NUMBER
2012	Spyder RT series	A4CC, A7CA, A7CC, A7CD, B5CA, B5CC, B9CC, B9CE, B9CF	See attached list

PROBLEM

On some units, the RH lateral support may be too close or come in contact with the top of the radiator.

SOLUTION

Measure parts clearance. Replace RH lateral support if necessary.

REQUIRED PARTS

Order these parts through the normal channel.

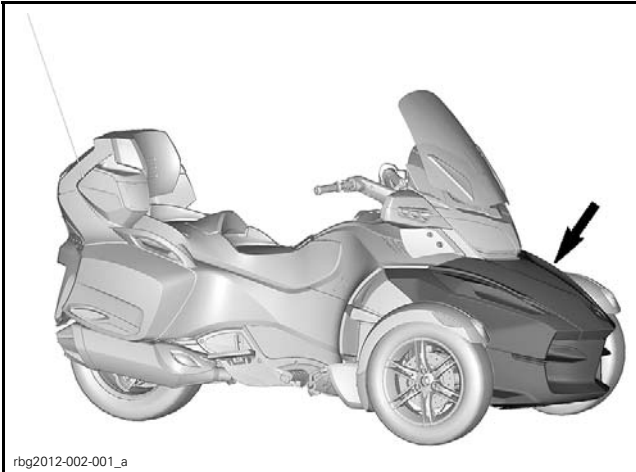
NOTE: Order only if unit has to be repaired.

DESCRIPTION	PART NUMBER	QTY
RH lateral support	(P/N 548 873 130)	1
Locking tie	(P/N 414 115 200)	5
M8 X 20 screw	(P/N 207 582 044)	4
M6 X 20 screw	(P/N 207 562 034)	3

PROCEDURE


A video is available in the knowledge center for this procedure. See "RT lateral support replacement"

1. Refer to the appropriate Shop Manual and remove the front cargo module.



rbg2012-002-001_a

2. Measure clearance.



rbg2012-002-002_a

1. Lateral support bracket
2. Radiator
3. Feeler gauge (stack of 2 mm (.079 in))

MEASUREMENT RESULT	ACTION
2 mm (.079 in) or more	No action required. Reinstall removed parts.
Less than 2 mm (.079 in)	Replace RH lateral support by (the (P/N 548 873 130)) Refer to the appropriate shop Manual)

NOTE: If radiator shows signs of damage, please call BRP service department.

WARRANTY

Submit a warranty claim using the following information:

For claiming procedure, refer to the *DEALER/DISTRIBUTOR WARRANTY GUIDE*.

Inspection

INSPECT	
Campaign Number	2012-0002
Claim Type	Campaign Claim
Action	Inspect
Flat Rate Time	0.3 hour
Expiry Date	December 31 st 2014

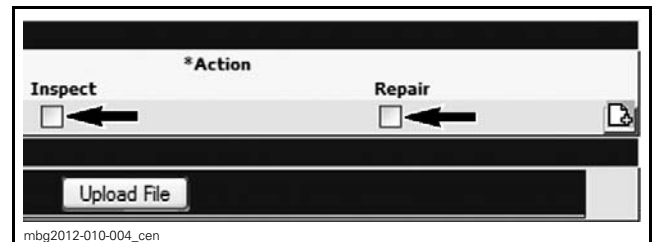
Click in the **Inspect** check box.



Inspection and Repair

INSPECT AND REPAIR	
Campaign Number	2012-0002
Claim Type	Campaign Claim
Action	Inspect and repair
Flat Rate Time	1.0
Expiry Date	December 31 st 2014

1. If part was replaced, click in **both** the **Inspect** and **Repair** check boxes.



LIST OF INVOLVED VEHICLES

Model: A4CC

000424

From 000434 to 000439

From 000443 to 000448

From 000450 to 000456

Model: A7CA

From 000722 to 000736

From 000738 to 000742

Model: A7CC

000649

From 000651 to 000659

Model: A7CD

000637

From 000639 to 000641

From 000643 to 000648

Model: B5CA

From 000710 to 000720

Model: B5CC

From 000457 to 000473

From 000475 to 000480

Model: B9CC

000596

From 000610 to 000624

Model: B9CE

From 000663 to 000707

From 000710 to 000711

000713

From 000716 to 000717

From 000723 to 000724

000732

Model: B9CF

From 000639 to 000647

From 000649 to 000662